


# BENCH MODEL RIVETERS


## MODEL 3000 CS REACH 3 in. GAP 3 in.



3000CS and 6000CS are excellent bench tools for light to medium assembly work. The foot control frees the assemblers hands to position the workpiece. With the unique stroke control capability, the operator can easily make minute adjustments and always be assured of smooth, even pressure.

See Pages 7, 8, 9, for  
.187 Shank Tooling

## MODEL 6000 CS REACH 3 in. GAP 3 in.




## MODELS 15 KCS REACH 6in. and 12in

The 15KCS is our most powerful tool. It is capable of upsetting, to MIL specifications up to 5/16" solid steel rivets, 3/8" standard MS aluminum rivets, 1/4" titanium rivets, and inserting 1/2" studs or nuts into mild steel or aluminum. The 15KCS has more than adequate power for all known captive hardware. It is a real heavy duty, super rugged tool, yet it can be adjusted to do even the lightest work.

See Pages 7, 8, 9, for .187 Shank Tooling


ALSO AVAILABLE - FLOOR MODEL 15 KCSA-24"

## Model 3000 AS



The Model 3000 AS and 6000 AS alligator type featuring unique adjustable stroke control. It is designed for simple bench mounting. It is portable and easy to set up, making it ideally suited to work in confined areas. It is perfect for riveting and inserting captive hardware. Shipped with bench mount, foot control and guard plus all hoses and connectors ready to operate. See optional alligator jaw table on page 1.

## Model 6000 AS



## "SURPLUS" RIVET SQUEEZERS Reconditioned

### LIGHT DUTY



- CP251A - REC 1/8 CAP
- CP251C - REC 5/32 CAP
- CLECO A41C - REC 1/8 CAP
- THOR PRS12C - REC 5/32 CAP
- THOR PRS12A - REC 5/32 CAP

### HEAVY DUTY

CLECO, THOR ..... 3/16 CAP



ALLIGATOR OR "C" YOKE TYPE AVAILABLE  
All Tools use Std. 187 Shank Tooling