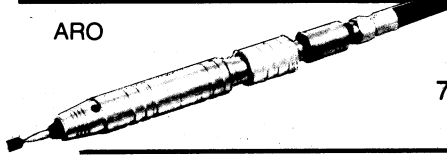
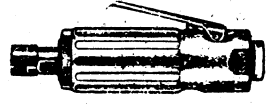
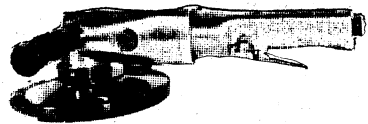





**EXPERT REPAIRS
ON ALL BRANDS**

AIR SANDERS & GRINDERS

	MODEL	COLLECT SIZE	RPM	WEIGHT	LENGTH
	7978	1/8"	60,000	1/2	5-1/2"
	7978-2	3/32"	60,000	1/2	5-1/2"
	UP5771	1/4"	25,000	14 oz.	5-1/2"
	KT87132	1/4"	22,000	1	6"
			REAR EXHAUST		
	EG5008		7,000	7	13-1/2"
			7" DISC CAP.		
	EG5006		11,000	4-1/2	10"
			3/8-24 Spindle, 4" Wheel, 12cfm Air Consumption 90 psi Air Pressure, 3/8" I.D. Hose Size		
	EP6012		5,000	6-1/2	14-3/4
			5/8-11 Spindle, 7" Pad Cap		
	AP231		5,000	5	8"
			5/8-11 Spindle, 7" Pad Cap		

Ergonomic Series 12-22 (right angle)

Nominal .6 HP – Front Exhaust

Capacity: 4" or 5" Sanding Discs

Air Inlet: 1/4" N.P.T.F. – Use 5/16" (7.9 mm) I.D. Hose

Angle Head Height: 3.9" (98 mm) over spindle

Specifications @ 90 psi (620 kPa) maximum air pressure.

Model Number w/lever throttle*	Speed RPM	Capacity	Weight		Length	
			lbs.	kgs	in.	mm
5/8"-11 External Thread Spindle						
12L2252-80	11,000	4"	3.22	1.55	9.25	235
12L2251-80	9,000	5"	3.22	1.55	9.25	235
12L2250-80	6,000	5"	3.22	1.55	9.25	235

Ergonomic Series 12-27 (right angle)

Nominal .9 HP – Front Exhaust

Capacity: 4", 5", or 7" Sanding Discs

12L2752-80	11,000	4"	3.37	1.53	9.75	248
12L2751-80	9,000	5"	3.37	1.53	9.75	248
12L2750-80	6,000	7"	3.37	1.53	9.75	248
12L2761-80	6,000**	7"	3.87	1.76	10.45	265
12L2762-80	4,500**	7"	3.87	1.76	10.45	265
12L2760-80	3,300**	7"	3.87	1.76	10.45	265

* For Lock-Off Lever Throttle, substitute "S" for "L" in model number.

** Governor controlled speed.

STANDARD EQUIPMENT (12-22 & 12-27 SERIES):

Non-governed models include speed regulator.

Dotco® sanders

