


CARBIDE ROTARY FILES


1/4" DIAMETER SHANK

CYLINDRICAL



Dia.	Lgt.	Tool No.
1/8"	5/8"	SA-12
3/16"	5/8"	SA-14
1/4"	5/8"	SA-1
1/4"	1"	SA-1A
5/16"	3/4"	SA-2
5/16"	1"	SA-2A
3/8"	3/4"	SA-3
3/8"	1"	SA-3A
3/8"	1 1/2"	SA-3B
7/16"	1"	SA-4
1/2"	1"	SA-5
5/8"	1"	SA-6
3/4"	3/4"	SA-16
3/4"	1"	SA-7
1"	1"	SA-9

CYLINDRICAL BALL NOSE



Dia.	Lgt.	Tool No.
1/8"	5/8"	SC-12
3/16"	5/8"	SC-14
1/4"	5/8"	SC-1
1/4"	1"	SC-1A
5/16"	3/4"	SC-2
5/16"	1"	SC-2A
3/8"	3/4"	SC-3
3/8"	1"	SC-3A
3/8"	1-1/2"	SC-3B
7/16"	1"	SC-4
1/2"	1"	SC-5
5/8"	1"	SC-6
3/4"	1"	SC-7


DOUBLE CUT



The most popular style.
Minimizes slivers.


SPECIFY IF OTHER CUT REQUIRED

BALL SHAPE




Dia.	Lgt.	Tool No.
1/8"	1/8"	SD-12
3/16"	3/16"	SD-14
1/4"	1/4"	SD-1
5/16"	5/16"	SD-2
3/8"	3/8"	SD-3
7/16"	7/16"	SD-4
1/2"	1/2"	SD-5
5/8"	5/8"	SD-6
3/4"	3/4"	SD-7
1"	1"	SD-9

ROUND TREE SHAPE



Dia.	Lgt.	Tool No.
1/4"	3/4"	SF-1A
1/4"	5/8"	SF-1
3/8"	3/4"	SF-3
7/16"	1"	SF-4
1/2"	3/4"	SF-13
1/2"	1"	SF-5
5/8"	1"	SF-6
3/4"	1"	SF-7
3/4"	1 1/2"	SF-14
3/4"	1 1/2"	SF-15




9-PIECE SOLID CARBIDE SET

Burr Set C927-9

SA-5	SC-1	SD-3
SE-5	SF-1	SG-3
SH-5	SL-3	SM-1


POINTED TREE SHAPE



Dia.	Lgt.	Tool No.
1/4"	3/4"	SG-1A
1/4"	5/8"	SG-1
3/8"	3/4"	SG-3
1/2"	3/4"	SG-13
1/2"	1"	SG-5
5/8"	1"	SG-6
3/4"	1"	SG-7
3/4"	1-1/2"	SG-15


INVERTED CONE

(E After Symbol Denotes End Cut)



Dia.	Lgth.	Tool No.
1/4"	5/16"	SN-1
1/4"	5/16"	SN-1E
1/2"	1/2"	SN-3
1/2"	1/2"	SN-3E
3/4"	5/8"	SN-7
3/4"	5/8"	SN-7E

CONCAVE RADIUS SHAPE



Dia.	Lgth.	Tool No.
1/4"	3/16"	CBU-W
3/8"	5/16"	EDU-W
1/2"	3/8"	GEU-W
5/8"	1/2"	IGU-W

60° INCLUDED



Dia.	Lgt.	Tool No.
1/4"	3/16"	SJ-1
3/8"	1/4"	SJ-3
1/2"	7/16"	SJ-5
5/8"	1/2"	SJ-6
3/4"	5/8"	SJ-7
1"	3/4"	SJ-9

FLAME SHAPE



Dia.	LOF	Tool No.
1/4"	1/2"	SH-1
5/16"	3/4"	SH-2
1/2"	1-1/4"	SH-5
5/8"	1-7/16"	SH-6
3/4"	1-5/8"	SH-7

OVAL SHAPE



Dia.	LOF	Tool No.
3/16"	5/16"	SE-11
1/4"	3/8"	SE-1
3/8"	5/8"	SE-3
1/2"	7/8"	SE-5
5/8"	1"	SE-6
3/4"	1"	SE-7

CONE SHAPE



Dia.	LOF	Tool No.
1/4"	1/2"	SM-1
1/4"	3/4"	SM-2
1/4"	1"	SM-3
1/4"	1-1/4"	SM-3A
5/16"	3/4"	SM-3B
3/8"	5/8"	SM-4
3/8"	1"	SM-4A
1/2"	7/8"	SM-5
5/8"	1"	SM-6

HIGH SPEED STEEL AVAILABLE