


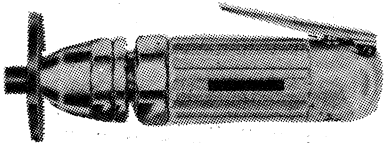
ROUTERS

ARO ELITE ERGONOMIC HANDLE DESIGN



ROUTER GUIDE NOT INCLUDED

Model	Free Speed RPM	Rated Power HP	Standard Spindle	Spindle Offset in.	Weight lb.
E7 SERIES					
GH07A-20R-2	20,000	0.7	1/4" COLLET	0.75	2.4
E10 SERIES					
GH10A-18R-2	18,000	1.0	1/4" COLLET	0.97	2.5



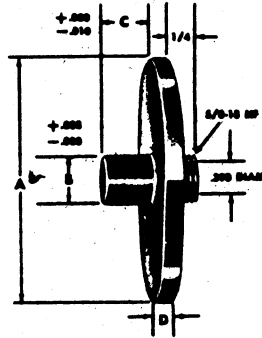
ROUTER GUIDE NOT INCLUDED

ECONOMY MODEL

MODEL	RPM	HP	COLLET	WEIGHT
KT87132RT	25,000	.5	1/4"	1.8

ROUTER GUIDES FOR 1/4" ROUTER BITS

Part No.	DIMENSIONS IN INCHES			
	A	B	C	D
14-2703	3/4	3/8	1/2	1/8
14-2400	1	3/8	1/8	1/8
14-2401	1	3/8	1/4	1/8
14-2402	1	3/8	3/8	1/8
14-2406	1	7/16	1/8	1/8
14-2407	1	7/16	1/4	1/8
14-2408	1	7/16	3/8	1/8
14-2411	1	1/2	1/4	1/8
14-2412	1	1/2	1/2	1/8
14-2413	1	1/2	5/8	1/8
14-2414	1	1/2	3/4	1/8
14-2417	1	9/16	1/8	1/8



Part No.	DIMENSIONS IN INCHES			
	A	B	C	D
14-2420	1	5/8	1/8	1/8
14-2421	1	5/8	5/8	1/8
14-2500	1-1/2	3/8	1/8	1/8
14-2501	1-1/2	3/8	1/4	1/8
14-2502	1-1/2	3/8	3/8	1/8
14-2505	1-1/2	7/16	1/8	1/8
14-2506	1-1/2	7/16	1/4	1/8
14-2507	1-1/2	7/16	3/8	1/8
14-2510	1-1/2	1/2	1/4	1/8
14-2511	1-1/2	1/2	3/8	1/8
14-2512	1-1/2	1/2	1/2	1/8
14-2600	2-1/2	1/2	1/2	3/16

Dotco® routers

Air Inlet: 1/4" N.P.T.F. - Use 1/4" (6.4 mm) I.D. Hose
 Specifications @ 90 psi (620 kPa) maximum air pressure.
 For Complete Router Order:

Complete Router: Model Number w/lever throttle*	Attachmt. Number Included	Speed RPM	Weight**		Length**	
			lbs.	kgs	in.	mm
Series 300 Collet Chuck - 1/4" Shank Diameter						
12L1001-36RT	14-2187	34,000	1.42	.64	6.65	169
12L1000-36RT	14-2187	30,000	1.42	.64	6.65	169

** Less router guides, see accessory section.

STANDARD EQUIPMENT:


1/4" (308) collet, collet wrenches, speed regulator

INCLUDES: ATTACHMNT. NO. 14-2180

Model Number w/lever throttle*	Attachmt. Number Included	Speed RPM	Weight**		Length**	
			lbs.	kgs	in.	mm
Series 200 Collet Chuck - 1/4" Shank Diameter						
12L2000-01RT	14-2180	25,000	1.89	.86	7.5	191
12L2001-01RT	14-2180	20,000	1.89	.86	7.5	191

Ergonomic Series 12-10

Nominal .3 HP - Front Exhaust
 Capacity: 1/4" Cutter Shank



Ergonomic Series 12-20

Nominal .6 HP - Front Exhaust
 Capacity: 1/4", 5/16", or 3/8" Cutter Shank
 ROUTER GUIDES NOT INCLUDED